



# Service

## Welcome

Good morning everyone! Welcome to children's Sabbath. We are so glad that you are here. Our service will involve seeing, hearing and doing together as a family. We pray that you will be richly blessed while our children share their talents and message with you. Today, We are focusing on just how much each of us is treasured by God. Lets greet one another by turning to our neighbors and saying "YOU ARE GOD's TREASURE". Great job! As we think about this promise, let us always remember to see our value in Christ. There are many things in this world that can tell us that we are not valued. But when we say yes to Jesus, we can always be reminded that we ARE loved, by an amazing and wonderful creator God who made us to be just the person we were made to be.



## Scripture

Our Bible verse today is a reminder and a praise of how precious we are to God. Please stand and do the motions with us as we look at Psalm 139:13 together. *(choose several children to practice the motions and verse ahead of time. They can all come onstage together to demonstrate to the congregation. Instruct the children to do it first, then turn to the group do it a few times)*

For you created my inmost being *(hold hands to heart)*

you knit me together in my mother's womb. *(Crisscross fingers together)*

I praise you *(hold hands up in the air and wave both hands)*

because I am fearfully *(hold out left hand)*


and wonderfully made *(hold out right hand)*

your works are wonderful *(point up to heaven)*

I know that full well. *(Point to head)* -Psalm 139:13-14

## TREASURED TESTIMONIES *Opening Skit*

**SET-UP:** Choose 5-10 children to participate in the skit. Have your volunteers write their names on one side of the posters in paint or permanent marker (For supply list see page 6). On the other side, have the children write something that God made special about them. If they are not yet able to write, a parent can help them set up their poster. Have each child practice holding up their name, introducing themselves, flipping the poster over and saying "God made me special because..." This skit can be done with an unlimited number of children and with any age! Keep in mind your time frame and not how long it takes each child to show their poster when you practice the skit.



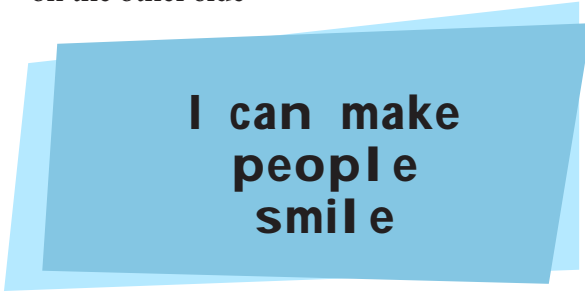
**Note:** some examples of posters and what children say might be like:

on one side



SARAH

on the other side



I can make  
people  
smile

My name is Sarah. (*flip poster*)

God made me special because I love to make people smile and help spread joy



TIDUS




I love to  
sing

My name is Tidus. (*flip poster*)

God made me special because I can sing lots of praise songs for Jesus



ANDREA




I like  
to help  
others

My name is Andrea (*flip poster*)

God made me special because I like to find ways to help others.



DANIEL



I am  
creative

My name is Daniel (*flip poster*)

God made me special because I'm very creative. I like to paint, draw, and write stories.

## CHARACTER COSTUMES

The TREASURE HUNTER's costume will be khakis, a vest, magnifying glasses or binoculars, canteen, and a field hat. If you have the supplies, you can carry a pickaxe or shovel with you. You can smudge some brown makeup on your face to look like "dirt" The APPRENTICE will wear a simpler costume such as a hat and vest.

## SKIT

*(Treasure Hunter and Apprentice come onstage together)*

**TH** – *(Takes a deep breath)* Ah it's a beautiful day for a treasure hunt, wouldn't you say?!

**AP** – *(eagerly)* Yes! I can't wait to see what kind of gems we will find! Do you think we'll find some diamonds?

**TH** – Hmm... we aren't looking for diamonds today...

**AP** – Do you think we will find some Gold?

**TH** – well first we need to...

**AP** – Do you think we'll find some Rubies?

**TH** – rubies are nice but we're going to...

**AP** – or what about Emeralds? Topaz? Opals? Turquoise? Pearls? Jade? *(gasp)* what if we find some ultra-rare cubic zirconian marmalade?!

**TH** – umm... I don't think marmalade is a gem, although it is pretty tasty. We're actually not looking for a precious stone on this treasure hunt

**AP** – We're not?

**TH** – Nope. There is legend of a treasure that is more precious than Gold, Rubies, or Sapphires I've been digging for years, searching, and searching. All my research has shown me that this precious treasure will be here, in this exact location.

**AP** – *(looks around)* This spot? *(points to the floor)*

**TH** – Yes, this spot

**AP** – Right here?

**TH** – Right here!

**AP** – *(grabs shovel from TH)* Well lets get digging then!

**TH** – Wait wait wait wait wait... we're not ready yet. We have to survey the land first. The treasure won't just be out in the open. We have to decide when we will use our equipment! We need to look at all the different kinds of soil, how the land is shaped and that will help us know where to dig. *(Looks around in binoculars)*

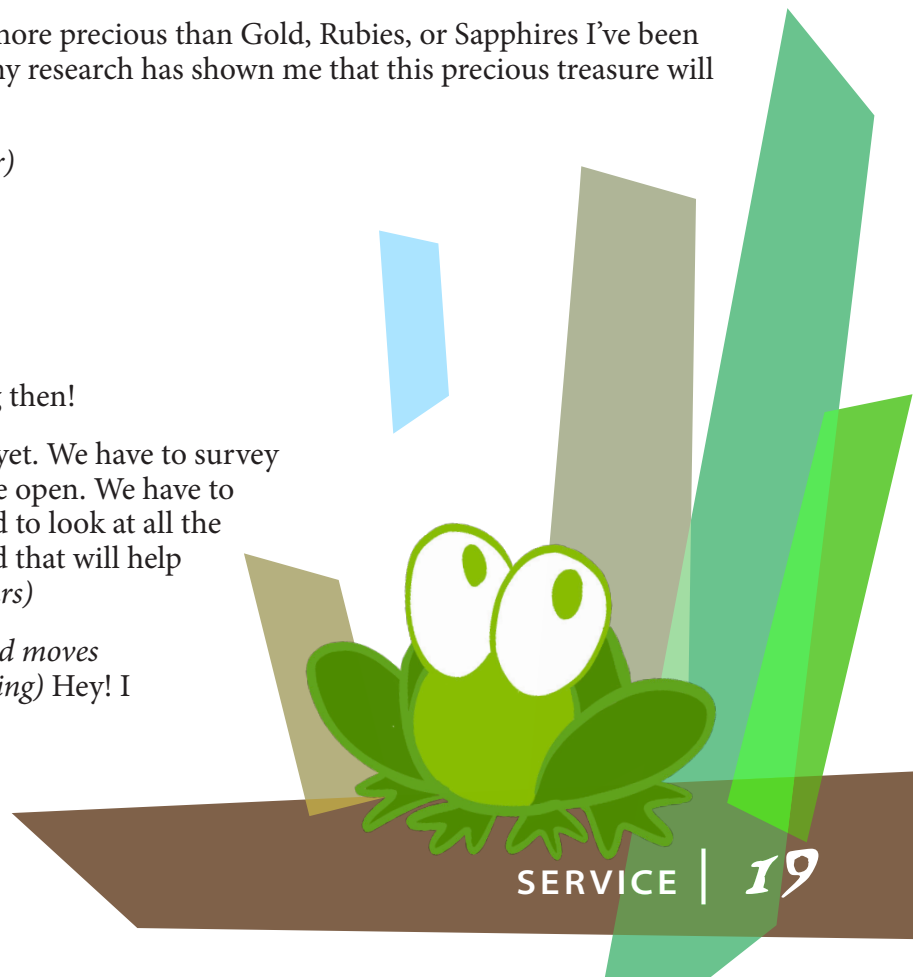
**AP** – oh ok... *(begins looking around the stage and moves towards the side where your children will be standing)* Hey! I think I found something!

**TH** – shhhh I'm concentrating we have to survey

## CHARACTERS

Treasure Hunter (**TH**)

Apprentice (**AP**)



AP – But...

TH – SHHHHHH (*continues to look through the binoculars*) I need to focus...

AP – but I really think I've found something! (*brings one child to the center of the stage next to TH. TH does not notice the child and continues to look through the binoculars*) Look! Is this the...

TH – Not now not now... I think I might be on the verge of discovery... (*have the child tap TH on the shoulder*) The treasure is so close I can almost feel it!!

AP – AHHEM!!! (*pulls the binoculars away from TH*)

TH – (*notices child*) Oh! There's one right now!!! Wow! (*looks at child's ear with magnifying glass*) Magnificent This is the greatest treasure in the world! (*puts away magnifying glass and addresses child*) What's your name?

CH – My name is \_\_\_\_\_

TH – Pleased to meet you \_\_\_\_\_ And I see that you have some details about your precious value. Tell me more about it!

CH – (*turns poster over*) Well I'm a treasure because God made me special! I'm special because I love to sing! God gave me a wonderful voice to praise him with! (*this can be any other example. The line will be based on what your child has written on their poster you can choose what will be said ahead of time and have your child practice*)

TH – that's very precious indeed! (*child can walk offstage*) Now I have heard that each treasure here is unique in its own way. I wonder how many more treasures we will find. Do you see anything?

AP – Hmmm.... (*Takes binoculars and looks around concentrating then gasps in excitement*) Look look! I see it! I see the treasures!!! Wow! I think we may have hit the jackpot lets get digging! (*Runs offstage*)

TH – Wait you forgot your shovel! (*To audience*) well... I better go help my assistant. In the meantime, why don't you stick around here. I think you'll be amazed to see that you have some beautiful, precious treasures in this very church. (*Takes shovel and walks offstage*)

Play "**Treasured By God**" softly in the background. Have a single microphone ready for children to use. Have each child with a poster walk onstage one by one. Hold up their name and talk about what they put on their poster (*brief one sentence statements. See the examples in the set-up*)

### SKIT SUMMARY

In our skit, we saw two treasure hunters in search of the greatest of treasures. They found out that it wasn't rubies, diamonds or pearls that were of the most value. As we saw from all the children that shared with us, the most precious of treasures are right amongst us. every person was made by God in their own special way. We have unique traits, talents, and personalities. Today for children's sabbath we are going to learn that God created each of us to be valued and loved for who he made us to be and that he is coming again someday to bring his treasures home.

**Song 1: "TREASURED BY GOD"**



## Part I:

### FORMED BY GOD

**SET-UP:** To prepare ahead of time, you will need children to hold up your props (For supply list see page 6) as the story is being told. Each child will hold a prop and say the portion highlighted in yellow. Have an adult read the story and the children practice ahead of time.

Did you know, the very first book of the bible, Genesis, starts with our own beginning. A long, long time ago, there was nothing. No trees... no people... no animals, not even sound or smell! Everything was completely empty. That was what it was like before God made our world. Genesis 1:1-2 tells us "In the beginning God created the heavens and the earth. The earth was without form, and void; and darkness *was* on the face of the deep." But God was about to do something amazing! He was going to create everything on this earth in six days.

**1** (Child with Yellow posterboard comes out and holds it up) **God spoke and said,** "let there be light" and there was! God saw that the light was good. So, he divided the light from the darkness. God named the light 'day' and the darkness 'night'. There was evening and morning. This was the first day of creation! (Child with yellow posterboard walks offstage)

**2** (Child with cloud walks onstage) God wasn't finished yet! After he created light on the first day, **God spoke and said,** "let there be something to divide the water in two!" So, God made the air to divide the water in two. Some of the water was above the air and some of the water was below it. God named the air "sky". Evening and morning came again. This was the second day of creation (child with cloud walks offstage)

**3** (child with rock walks onstage and child with cup of water walks onstage) But God wasn't finished yet! After he created the air and sky on the second day, he spoke again. **God spoke and said,** (child with water cup says) "let the water be gathered" (child with rock says) "And dry land appear" and it happened! God named the dry land "earth" he named the water gathered together "seas" Then evening and morning came. This was the third day of creation (children with rock and water walk offstage)

**4** (Children with sun, moon and stars walk onstage) But God still wasn't finished! After he created the sea and land on day three, **God spoke and said,** (child with sun) "let there be a brighter light for the day" (child with moon) "and a smaller light for the night." (Child with stars) "and let there be stars in the sky." So God made the sun, moon and stars. He put them there to separate light from darkness and to help us tell the time, days, and years. The evening passed; the morning came. This was the fourth day of creation (children with sun, moon and stars walk offstage)

**5** (child with bird toy and child with fish toy come onstage) On the next day, **God spoke and said** (child with fish) "let the water be filled with living things" and there were all the sea animals! He created everything that moves in the sea from the biggest whale to the tiniest shrimp! But he wasn't done yet. **He spoke again and said** (child with bird) "let the birds fly above the earth" and suddenly, there were pigeons and eagles and blue jays, and cardinals, and hawks and every kind of bird you can think of! God blessed them and said, "have many young ones and grow in number. Fill the water of the seas and let the birds grow in number on the earth". The evening passed, and the morning came. This was the fifth day of creation.

(Children with animal toys or dressed in animal masks or costumes come onstage choose one child ahead of time to say the highlighted part of the story) On the next day, God spoke to create one more time. **God spoke and said** (choose one child to speak) "let the earth be filled with animals" (children hold up animals, or if they are wearing costumes or masks, they can act like the animals) and then there they were! All the fluffy gentle animals like the dogs and cats and sheep were there. And all the great big beasts like the lions and elephants and giraffes were there. God made all the tame animals, wild animals and even the animals that crawl on the sixth day (children with animal toys walk offstage)

6 But on this day, something changed. *(Pull out playdough)* after God spoke and created all the animals, God took his own two hands and began to shape something from the ground. *(Form a person)* he made a human being. God said, “let us make human beings in our image and likeness. He took the dust of the ground and formed a man. *(Hold up playdough person)*

And then God did something else that was different. He took a breath, and breathed life into this human being. Now if I try to breathe on this playdough person, do you think it will come to life? Let's see *(blow on playdough person)* is this playdough person moving? Thinking? Or breathing now? Not at all. That is because God's breath is special. It was his gift to us. The bible tells us that when God breathed into us, *(take a deep breath in and out)* man became a living soul. God named this very first human being “Adam” Later, he formed a second human, a woman from the Rib of Adam. Her name was Eve.

7 On the seventh day, God took a step back. He saw that what he had made was very good! The Bible tells us that on the seventh day God rested and blessed the day, making it holy. God was not resting because he was tired. On this day, God rested because he was completely finished with his work. He wanted to appreciate his creation and spend time with Adam and Eve. He was setting an example for us. God didn't make us to constantly work and worry. He knew that we were his precious creation, and we would need a day to renew and strengthen our hearts. God treasures us, and he treasures spending time with us. That's the reason we are worshipping together today! Sabbath is a special holy time God set aside so we could appreciate his creation, connect with him, and celebrate how special he made us.

## Song 2: “SPECIAL”

## Prayer Activity: TAPESTRIES

**SET UP:** Secure the plastic fencing (or pole) somewhere visible in your worship area (For supply list see page 7). If you are using the plastic fence, make sure that you stretch the fencing tightly. If you are using the pole, hang the pole low enough so that your younger children can reach it, or place more than one pole at different heights. Cut your ribbons into long strips. (12-16 inches) cut one ribbon for each person (See page 33 for example pictures).

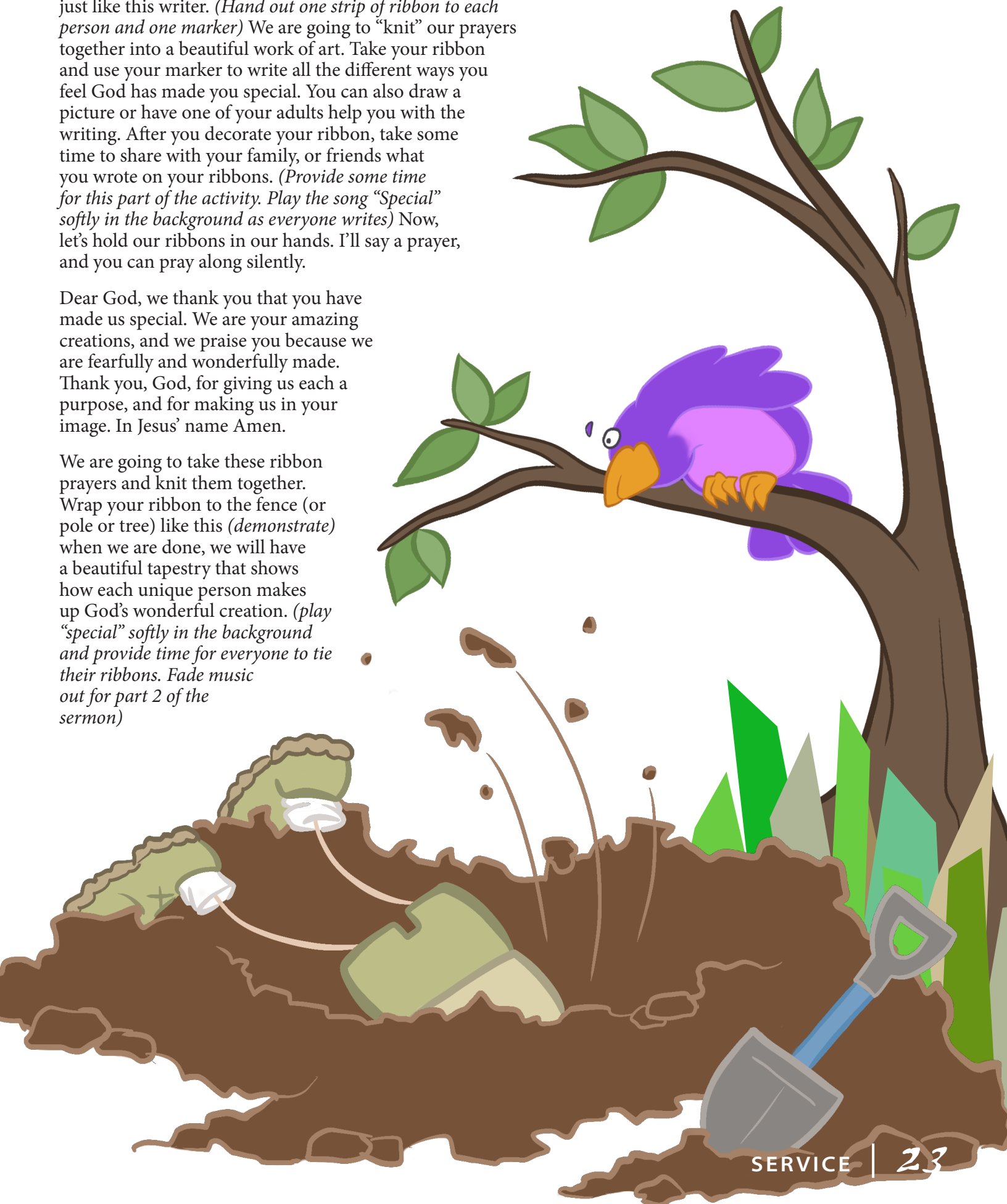
God forms each one of us lovingly and carefully. We're not just an accident-of-nature. We were made in God's image. That means we reflect who God is. We have the ability to think, love and worship. There's purpose, planning, and design to who we are. The writer in palms 139:13-14 expressed his gratitude to God for making us in this way. The verses say,

For you created my inmost being;  
you knit me together in my mother's womb  
I praise you because I am fearfully and wonderfully made  
your works are wonderful, I know that full well.

Today we will have the chance to express our Gratitude to God just like this writer. *(Hand out one strip of ribbon to each person and one marker)* We are going to “knit” our prayers together into a beautiful work of art. Take your ribbon and use your marker to write all the different ways you feel God has made you special. You can also draw a picture or have one of your adults help you with the writing. After you decorate your ribbon, take some time to share with your family, or friends what you wrote on your ribbons. *(Provide some time for this part of the activity. Play the song “Special” softly in the background as everyone writes)* Now, let’s hold our ribbons in our hands. I’ll say a prayer, and you can pray along silently.

Dear God, we thank you that you have made us special. We are your amazing creations, and we praise you because we are fearfully and wonderfully made. Thank you, God, for giving us each a purpose, and for making us in your image. In Jesus’ name Amen.

We are going to take these ribbon prayers and knit them together. Wrap your ribbon to the fence (or pole or tree) like this *(demonstrate)* when we are done, we will have a beautiful tapestry that shows how each unique person makes up God’s wonderful creation. *(play “special” softly in the background and provide time for everyone to tie their ribbons. Fade music out for part 2 of the sermon)*







## Part II: CLINKING TALENTS

**SET UP:** Count out 15 coins (for supply list see page 7). Place the three containers evenly spaced on a table. Lay 10 coins behind one container, 4 coins behind the second container and 1 behind the third container.

Choose 3 volunteers to be your container holders. They will be helping to count the coins while holding the containers during the story

Choose 3 children to be the speakers for this portion of the sermon. Give them their sections ahead of time and have them practice

### CHILD SPEAKER 1:

God made each one of us by his own hand. Each of us is designed to bring God glory in a way that no one else can. He has given us good gifts and blessed us with special talents.

Jesus told a story about talents in Matthew 25:14-30. Often his stories had more than one meaning. In this story, a “talent” is a super large amount of money (hold up coin bag and jingle) Today a talent might be worth a MILLION dollars! A talent in this story can also mean our gifts and abilities

Jesus’ story begins like this. A rich man decided to go on a loooooong trip, so he called his servants and asked them to take care of his house, his stuff, and his money. The man in this story trusted his servants and believed that they would take care of his special and valuable things.

The man decided to give one servant five talents of money (have volunteer 1 hold out container) lets count them together (drop coins in container) 1...2...3...4...5. to another he gave two talents (have volunteer 2 hold out container) lets count them together (drop coins in container) 1... 2. and to the last servant he gave one talent. (Drop coin in container held by volunteer 3) He gave each servant an amount that was according to their ability.

Our abilities are our special gifts that God gave to each of us. Some of us are good at memorizing, some

of us are better at certain sports, and some of us are better at knowing how to help others. Some can solve problems better and some are more generous. Our ability is something special we have that's different than anyone else.

**CHILD SPEAKER 2:**

The story continues with the rich man leaving on his trip. While he was away, the servants each did something with the money that they received. The one with the five talents went right away and used his money and got five more! Lets count them together. (Have the volunteer hold the container and drop 10 coins, one at a time in the container) 1... 2...3...4...5...6...7...8...9...10 talents!

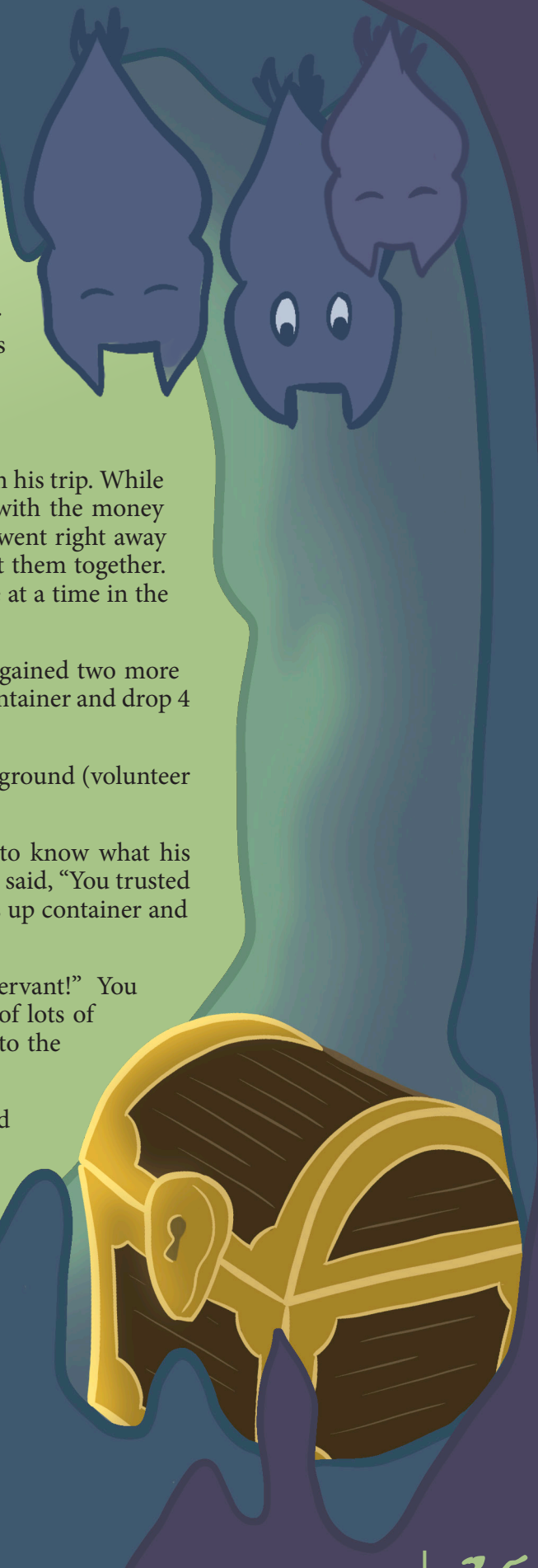
The one with the two talents also used his money wisely and gained two more talents. Let's count them together (have volunteer 2 hold the container and drop 4 coins one at a time in the container) 1...2...3...4 talents!

But the one with one talent took his talent and buried it in the ground (volunteer 3 hides the talent somewhere onstage)

After a nice long trip, the rich man came back and wanted to know what his servants did with his money. The first man with the five talents said, "You trusted me with five talents, and I made five more!" (volunteer 1 holds up container and jingles the coins)

His master smiled and replied, "Great job, good and faithful servant!" You are trustworthy with a few things so I will put you in charge of lots of things. Come celebrate with me! (Volunteer 1 walks offstage to the right)

Then the man with the two talents came and said, "You trusted me with two talents, and I made two more!" (volunteer 2 holds up container and jingles coins) His master smiled and replied, "Great job, good and faithful servant!" You are trustworthy with a few things so I will put you in charge of lots of things. Come celebrate with me! (Volunteer 2 walks offstage to the right)



Then the man who received the one talent came and told his master, "I know you work hard for your money, so I was afraid to lose any of it. I decided to bury it and keep it safe. Here is your one talent back." (*Volunteer 3 gets hidden coin and gives it to speaker*)

The rich man was not impressed and said, You lazy servant! At the very least you could've taken the money to the bank, and you would've at least collected some interest from it. He immediately took the talent away from the man and gave it to the first man who used his money to make more. (*Volunteer walks offstage to the left*)

### Child Speaker 3

The point Jesus is making is that if you use your special gifts and abilities then God will give you more chances to keep on using them. He will trust you with so much more, and help you grow your talents. But if you choose not to put your talents to practice, you might not have the chance to use them at all.

God considers you very valuable and trusts you to do something for him using your gifts and abilities. Maybe you're not sure what your special abilities are yet. Ask your grownups what they think your gifts are. Listen and watch when others compliment you or notice something good about what you're doing. To you it might be something small but to God it's a special and very valuable gift that only you can give. If you keep using it God will continue to make it even bigger and better.

## Song: 'GOOD GIFTS'

## Part III: CLOSING ACTIVITY - TREASURE DRAWINGS

Scan Me:  
TREASURE DRAWING  
VIDEO TUTORIAL



For Video tutorial go  
to [www.youtube.com/  
watch?v=JexuVXIEzTY](http://www.youtube.com/watch?v=JexuVXIEzTY)

**NOTE:** *this is a draw-along activity. Your speaker will have a large poster board up front and a large bold permanent marker (see page 7 for supply list) so that lines can be seen clearly as they are drawn. When tested, it was best to use a TRI-FOLD foam board display (sold in hobby stores and usually used for school projects). You can also use an easel, or hang your poster on a wall, or have a volunteer hold the poster while the speaker draws. For Further Details, See the online video or instructions and photos on next page.*

Today we have learned so many amazing lessons about our value. We learned that God made us by his own hands, breathed life into us, and made us in his image. We learned that God wove us together and made us wonderfully unique. And we learned that God has given each of us special talents and gifts. We are his amazing treasures!

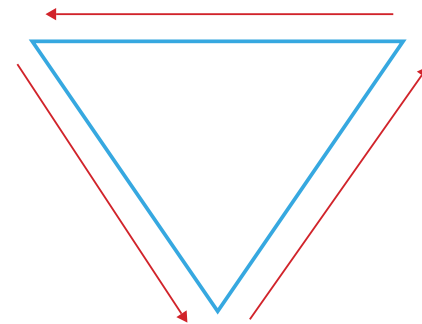
The Bible tells us that we are so treasured by God, that he is going to come to take us to be with him someday. Jesus made a promise in John 14:1-3 saying

Let not your heart be troubled: ye believe in God, believe also in me. In my Father's house are many mansions: if it were not so, I would have told you. I go to prepare a place for you. And if I go and prepare a place for you, I will come again, and receive you unto myself; that where I am, there ye may be also.

God promises He is going to come again, and that we will be able to be with Him. But how is this going to happen? The Bible tells us, step by step, and these exciting events can be found the books of Revelation and Thessalonians. We're going to draw a picture together to help us remember how God will come.

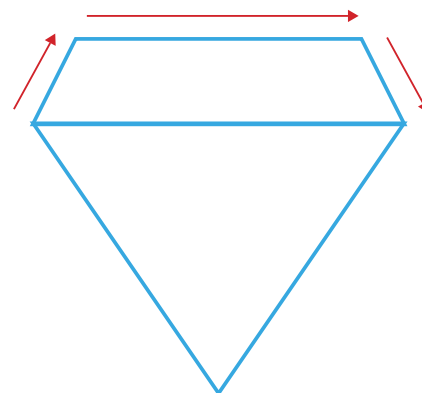
**STEP 1:** Draw a triangle (follow red arrows in image 1)

We'll start by drawing a triangle. This triangle represents GOD. The bible tells us that God is named in three ways. God the FATHER God the SON and God the HOLY SPIRIT. Like a triangle has three points and one image, God is three but also one. We call this the trinity.



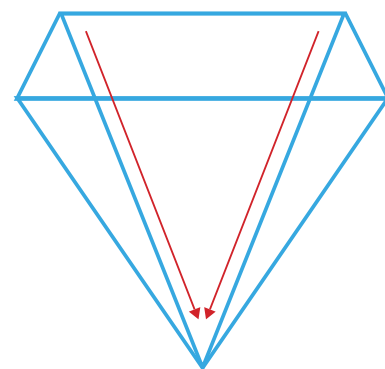
**STEP 2** – Add a trapezoid on top of the triangle (follow red arrows in image 2)

in Revelation 1:7, The Bible tells us that God is coming with the clouds and every Eye will see him” He will be visible to everyone everywhere, all over the world! Let’s draw a trapezoid on the top of our triangle. That’s at the highest most visible point of the drawing. This will help us remember that when God comes, everyone will see him



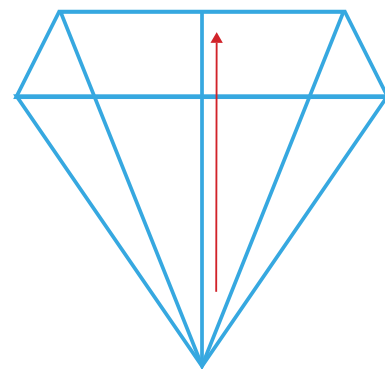
**STEP 3** – Draw two lines down to the point at the bottom of the diamond (follow red arrows in image 3)

Now let’s draw some lines going down. The Bible tells us in 1 Thessalonians 4:16-17 that God himself will descend... or go down... from heaven with a cry of command, and with the voice of an archangel, and with the sound of a trumpet!!!! Everyone will see him! And everyone will hear him! Everyone is going to know when he comes down from heaven. It is not done in secret.



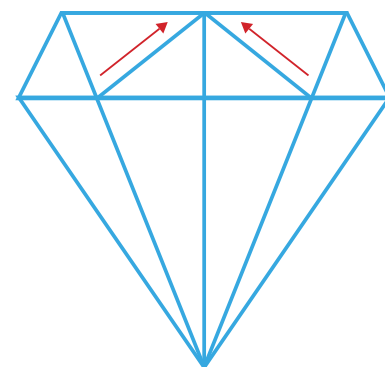
**STEP 4** – Draw one line in the center from the bottom point of the diamond to the top (follow red arrows in image 4)

Now, let’s draw a line going up. This same verse also tells us that we will go up to meet him after this trumpet sound. Imagine how exciting it will be to FLY up to meet God! It says we will all be caught up together. The line we draw up in our picture reminds us how amazing it will be to meet God in the heavens.



**STEP 5** – Draw two additional lines up to the center point (follow red arrows in image 5)

And did you know that there are two groups who will meet Him? Let’s draw two more lines to the center of our drawing. These two lines represent these two groups. The Bible tells us in the same verses that the dead in Christ will rise first. Those are the people who are no longer living. Those who are still alive in Christ will follow closely behind. And the best part is how the verse ends. It says that we will ALWAYS be with the lord. Wow... amazing! God himself values us so much that he wants to always be with us, and we can look forward to the day when He will take us, his treasures home.



## STEP 6 – Color drawing

What kind of picture did we make? That's right, it's a diamond!! Lets color in our diamonds together. While you color, I want to read about the place God is taking us to. This is described in Revelation 21. God closes his book with a beautiful promise of our new home. Use your crayons, markers, and colored pencils while I read to you. Make sure you use lots of bright colors and imagine what it will be like.

“And I saw a new heaven and a new earth: for the first heaven and the first earth were passed away; and there was no more sea. And I John saw the holy city, the new Jerusalem, coming down from God out of heaven, prepared as a bride adorned for her husband. And I heard a great voice out of heaven saying, Behold, the tabernacle of God is with men, and he will dwell with them, and they shall be his people, and God himself shall be with them, and be their God. And God shall wipe away all tears from their eyes; and there shall be no more death, neither sorrow, nor crying, neither shall there be any more pain: for the former things are passed away.” Revelation 21:1-4

Our new home will be beautiful, a brand-new earth and a brand new heaven, with no more sadness, pain, or fear. God will be with us, and we will always be his people. I'm looking forward to that amazing day, and I hope and pray that you look forward to it as well. God loves you, he made you special, and he is coming back for you too!

*Song:* 'COMING BACK AGAIN'

