

children's sabbath
NORTH AMERICAN DIVISION CHILDREN'S MINISTRIES
2021

called

Children's Sabbath 2021 will help children understand that getting to know Jesus every day changes us for the better. Includes three different stories of people who met Jesus, and were transformed by him!

NKJV Bible used

Editors

Alexis Rivera
Katherine Britton Guerra
Sherri Uhrig

Design & Illustration

April Silva





Key Verse

Therefore if anyone is in Christ he is a new creation. The old things have passed away, behold new things have come. 2 Corinthians 5:17

A lesson on God's calling to Kids to share His love with others.

Based on "Cactusville" VBS

CALLED to be different!

2 Corinthians 5:17

contents

Resources & Volunteers needed	5
Supply List & set-up instructions	6
Optional Extra Activities	8
Planning Timeline	10
Dear Pastor	12
Order of Service	13
Detailed Outline	14
Leader Tips	15
Introduction	15
Service	16
Skit	17
Sermon Outline	28

volunteers needed

- Greeters
- Skit Participants
- Praise Leaders
- Prayer Leader
- Ushers

Other volunteers will also be needed depending on the Activities chosen to include.

resources

- Invitations
- Poster
- Letter to the Pastor
- Songs
- Invitation Flyer
- Decision Cards
- Optional Pastor Sermon Outline

*Cactusville VBS Music CD/DVD/USB audio tracks and music videos featuring kids performing the actions to each song is available from AdventSource at www.adventistvbs.org and 402.486.8800. Catalog # 039719

Downloads available at Childmin.org

supply & list

SET-UP INSTRUCTIONS

Opening Skit

Supplies:

- 1 extra large white shirt
- 2 extra large rainbow tie dye shirt
- 6 large paint bottles, each different colors

Note: you can use cheap Crayola washable tempera paints. As part of the skit, each child will be squirting some paint into a box. You can place a sheet on the floor if you want to prevent any splattering, or you can use empty paint containers and put water inside. If you don't have paint containers, you can use condiment bottles, and wrap them in construction paper for each color.

- 1 cardboard box with a large sign that says "BE DIFFERENT"

Set-up: Label each paint bottle with one label

- "Love" – blue paint
- "hope" – purple paint
- "Joy" – yellow paint
- "peace" – green paint
- "truth" – orange paint
- "Jesus" – red paint

Place the box on a table, setting the tie-dye shirt behind the box, out of sight from the audience.

Scripture Reading

Supplies: 8 poster boards

Setup: label the posterboards with the following words

- 1 – therefore if anyone
- 2 – is in Christ
- 3- he is a new creation
- 4 – the old things
- 5 – passed away
- 6- behold new things
- 7 – have come
- 8 - 2 Corinthians 5:17



ADRA Mission Cards Printout (see pg.32)

Part 1: Jesus Heals Our Wounds

Supplies:

Bandaid printout (see pg.33)

Crayons (put sets of crayons in sandwich baggies to hand out to families)

First aid kit with supplies or a play doctor kit

Note: any medical equipment can be used, either real supplies or play supplies. Choose 6 different items that would be recognized. Some items you may want to include are

- Thermometer
- Stethoscope
- Band-aids
- Blood pressure cuff
- Gauze
- Ice pack
- Tongue depressor
- Ointment

Part 2: Jesus Forgives Us

Supplies:

Pipe cleaners: two for each person

1 sturdy blanket

Part 3: Jesus Calls Us

Supplies:

2 pretend fishing poles

2 dowel stick poles with yarn attached. Tie a magnet to the other sides of the yarn.

10-20 extra fish (any color and size, cut out from paper. Place large paper clips on the fish)

Setup: Cut out fish from construction paper ahead of time or use the printouts provided you will need:

1 red fish

2 green fish

4 blue fish

8 yellow fish

Note: the point of the illustration is to demonstrate how the gospel spread exponentially, using the story of fishermen as a focal point. If you have a larger congregation, you can cut out 16 fish of a different color, and 32 fish of another color. You can also get a fishnet and hang it on a wall in a visible place on your stage for families to hang their fish, or you can use Velcro, magnet, or tape to hang the fish on the walls. Use your resources and consider the space you have as well as the amount of participants you want involved. Hand your colored fish out ahead of time to random people in your congregation. You should have 15 fish handed out if you are doing the short version of the illustration. Remember to adapt the illustration to your setting and congregation size.

optional extra activities

The following activities are ideas that can be used to promote children's ministries within your church, and also be used to involve the children, families and congregation to participate together.

Child Focused Potluck. Invite the church family to the Let's Eat Potluck with child-friendly activities at each table. (See "Let's Eat" on page 9 for ideas)

Outreach at the park or another public place. Provide music for children, story time and games. Children can color and deliver the flyer invitations the week before.

Visit a retirement center and maybe even begin an Adopt a Grandparent program with regular visits.

Children's Sabbath can also include plans for additional service projects on Sunday, giving children something more to look forward to doing together for others, such as helping someone with yard work or baking cookies and delivering them with a handmade note. Children involved in these activities not only is fun for them and instills in them a passion to serve, but also brings joy to the hearts of those they are serving.

Invite the whole church to work together on a Pathfinder Nature or Outreach Honor or Adventurer Nature Award.

**SCAN ME:
PATHFINDER
HONORS**



For Pathfinder Honors go to
en.wikibooks.org/wiki/Adventist_Youth_Honors_Answer_Book



**SCAN ME:
ADVENTURER
AWARDS**

For Adventurer Awards go to
en.wikibooks.org/wiki/Adventist_Adventurer_Awards

let's eat

CALLED to be Different!

Activities to involve the children and families during or after the Children's Sabbath potluck meal.

Kids Decoration

Decorate the potluck room with balloons. Play music with children's songs during potluck.

Line tables with rolls of Kraft paper. Provide cups with crayons on tables for guests to draw and doodle.

The Tambourine craft is easy and enjoyed by all ages! You can include the whole church family in making a Tambourine.

All craft supplies can be purchased from local craft or discount store.

Supplies

2 white paper plates
Ribbon (your choice of colors)
Jingle bells (gold or silver)
Hole Punch
Stickers

Instructions

- 1 Put two paper plate together, top of first plate facing bottom top plate to form tambourine.
- 2 Thread ribbon through the jingle bell and thread through the punched hole and tie tightly forming a knot. Repeat in the rest of the holes.
- 3 Decorate with the stickers of your choice.
- 4 Enjoy the music!

CALLLED to be Different
Tambourine
craft

planning timeline

- To make the most of Children's Sabbath, make sure your pastor is on board and is filled in with all the details of this special Sabbath.
- Plan ahead to advertise in your church and community.
- Present the program during the worship service.
- Prepare a special potluck to honor the children.
- Plan an outreach using Real Magazine.
- Visit adventsource.com to purchase witnessing tools children can use to share their faith.

Plan this Service

as an opportunity to reach out to the community to showcase children and their ministry. To get the ball rolling for your Children's Sabbath program, work with your pastor to develop a vision for Children's Sabbath and assemble a team to follow through on the organization and planning. Meet together as often as necessary; this lowers confusion among your leaders and keeps misunderstandings at a minimum. To get the children involved in the preparation and outreach, share with them the logo and the theme; talk about its meaning; encourage children to pray every day and to investigate how God is calling them to work for Him. Guide them in seeking God through the verses in the Bible. Normally the children's coordinator organizes Children's Sabbath. If your church has not appointed a children's coordinator, ask the pastor to appoint someone to act as coordinator for this important day.

Right Away

- Download materials from childmin.com
- Establish a Children's Sabbath prayer support group.
- Form a planning team, involving the Pathfinder and Adventurer Club directors as well as the children's Sabbath School division and VBS leaders.
- Determine the specifics of your afternoon outreach activity—the venue you choose, the sponsors and adults who will accompany the children, etc.
- If your church has children who are preparing for baptism, work with their families and the pastor to plan a baptism as part of the Children's Sabbath service.

Six Weeks Before

- Ask the church communications leader to advertise your program in the church bulletin, in local newspapers, and on local radio stations— sample inserts and announcements available for download: childmin.org
- Send “CALLED to be Different!” postcards as invitations to inactive (or former) members. Hand out postcards in church, encouraging members to invite their neighbors, friends, and relatives.
- Ask the church's hospitality team to plan a potluck or special meal for guests after the Children's Sabbath service. (see Potluck ideas on page 9)
- Plan for someone to take pictures at your Children's Sabbath program.

Three Weeks Before

- Post “CALLED to be Different!” posters around your church and school.
- Put a bulletin announcement in your church bulletin each remaining week.
- Enlist several children to help with a creative announcement during church.
- Start practicing the entire program in the church. (Avoid keeping kids out late on Friday night.)
- Firm up final details about your outreach event.

Children's Sabbath Day

- Pray with your team and with your children before the program.
- Present the program during the worship hour.
- Provide a potluck to honor the children and their families and guests.
- Organize and implement the Children's Sabbath afternoon outreach.
- Thank your team and the children for a great Children's Sabbath!

Dear Pastor &
Partner in Ministry,

oct
02

WHAT IS CHILDREN'S SABBATH? Children's Sabbath is a day set aside by churches all over the world for the purpose of highlighting and affirming the gift and gifts of children in our midst. It is a day set aside to celebrate children as active participants in the life of the church. Children can serve as worship leaders throughout the service, including preaching, singing, reading Scripture, etc. This special day provides a great opportunity to invite friends and neighbors to bring their children. The more you put into planning and promoting this special day, the more impact it will have on your church and community. The NAD Children's Ministry Department is excited and is looking forward to celebrating this very special Sabbath. This year, October 2, 2021 is Children's Sabbath throughout the North American Division. We have been celebrating this special day for over ten years. This is a Sabbath when the children of our church will have the opportunity to share the gospel in their own words. Perhaps this may be the day when a future teacher, a church leader, and yes, even a preacher may be introduced to their calling for the very first time. This is also the perfect opportunity for your children's ministry leaders to partner with you and guide the children as they share from the pulpit the depth of their love for Jesus! As an additional resource we have included a sermon outline (see page 28) that has been prepared especially for this occasion. You can add your content or use as it is. This can be presented by a child, teen or young person with your mentoring. The NAD Children's Ministries supports and prays for you in your ministry with the children of your church! Children's Sabbath 2021 will reinforce to your children we are all part of God's great big family! This day will be an encouraging reminder that because Jesus loves us, we are able to love one another freely and unconditionally! And that He has CALLED us all to make a difference for Him. Thank you for your partnership with Children's Ministries! NORTH AMERICAN DIVISION CHILDREN'S MINISTRIES

celebrate

1. Welcome

This is a wonderful opportunity for the pastor to introduce the children's ministry leaders in your church; public recognition and support are a positive acknowledgement of the dedication of your team. This is also a time to encourage the involvement children have within the service, and celebrate their leadership as valued members of the church.

2. Praise Music

Your choice of music.

3. Special Music

If you have a children's choir and children who love to sing or play instruments, you can include a special music just before the opening skit as an added option.

4. Opening skit

The skit provided is appropriate for the sanctuary and introduces the theme of the program. There are 8 small parts in the skit. You can have the scriptures that the children will be reading on small pieces of paper, or have them memorize their parts. Keep in mind that whatever you do, the important thing is to have children at the forefront the entire sabbath.

5. Praise Music

We Are Different

6. Scripture Reading

Assign several children to hold the signs for the key verse and read their portions aloud. Have them practice encouraging the congregation to read along!

7. Offering

This is a great time to include the Deacons in mentoring children to take up the offering.

8. Prayer Activity

This can be a single prayer by one child or a conversational prayer by two-three children.

7. Sermon Introduction

8. Sermon

This year's sermon is broken up into three sections, each with a song, story, and activity. Each section is designed to engage the whole family and connect with many different ages. Children present each portion of the sermon. Choose each of the presenters ahead of time and have the pastor, elders and parents work with them as they practice. It is a fantastic opportunity to connect leaders with kids!

Part 1: Jesus Heals Our Wounds

Song – We are Called

Story - Jesus Heals a Sick Woman

Activity – Bandaid Prayer (print pg.33)

Part 2: Jesus Forgives Us

Song - Forgive

Story – Carried to Jesus

Activity – Pipe Cleaner People

Part 3: Jesus Calls Us

Song – I Have Decided

Story – Calling the Disciples

Activity – Do the Math

8. Summary and Closing

Sums up the sermon portion with an invitation to “say yes to Jesus” and concluding prayer.

9. Call to Commitment

Pastors are encouraged to give the church opportunity to respond with either a general call to a commitment to be faithful to God's call or a more specific call to baptism as a greater sign of commitment. No script is provided for this section as each pastor will be led by the Holy Spirit on what to say.

10. Invitation to Lunch

Assign several children to extend the invitation.

order of service

WELCOME

PRAISE SONG

Cactusville (Adventsource.org Cactusville VBS Music DVD/CD Product #039493)

SPECIAL MUSIC

Local church option

OPENING SKIT

“Now That’s Different!”

SONG: WE ARE DIFFERENT

SCRIPTURE READING

2 Corinthians 5:17

“Therefore, if anyone is in Christ he is a new creation. The old things passed away, behold new things have come.”

(label eight posterboards with the following words from the Scripture Reading. Each child holds a posterboard with their part of the verse)

1. “Therefore if anyone
2. Is in Christ
3. He is a new creation
4. The old things
5. Passed away
6. Behold new things
7. Have come.”
8. 2 Corinthians 5:17

OFFERING

Choose one or use all five ADRA project cards (pg. 32) to promote the support of the projects. The ADRA mission projects provide resources and supplies for all children in third-world countries to be able to go to school, have a meal to eat and clean water to drink. Please instruct your treasurer to use: TRS code 3752 or AASI code 50120.

Child: Today we have the opportunity to make a difference in a child’s life! The ADRA mission projects provides resources and supplies for all children in third-world countries to be able to go to school, be certain of a meal each day and enjoy clean water to drink!. Please help by donating money to the project of your choice. (or if you are promoting just one of the projects edit the wording to fit the project you have chosen.)

PRAYER ACTIVITY

Select two or three children to pray separately or as a conversation prayer.

Conversational Prayer suggestion:

Child 1: Dear Jesus, thank you for being our mighty God!

Child 2: Thank you for loving us like you do!

Child 3: We want to serve you by telling others about your amazing love. Amen

SERMON INTRODUCTION

SERMON PART 1 OPENING:

JESUS HEALS OUR WOUNDS

Song 1: We are Called (Cactusville music DVD/CD)

Story: Jesus heals a sick woman

Activity: Band-Aid Prayer (print pg. 33)

SERMON PART 1 ENDING

SERMON PART 2 OPENING:

JESUS FORGIVES US

Song 2: Forgive (Cactusville music DVD/CD)

Story: Carried to Jesus

Activity: Pipe Cleaner People

SERMON PART 1 ENDING

SERMON PART 3 OPENING:

JESUS CALLS US

Song 1: I Have Decided to Follow Jesus

Story: Calling the disciples

Activity: Do the Math

SERMON PART 1 ENDING

CALL TO COMMITMENT

CLOSING SONG

I Will Follow You (Cactusville music DVD/CD)

CLOSING PRAYER Pastor

INVITATION TO LUNCH

Select two or three children to invite families to potluck lunch

detailed outline

introduction

When you choose to follow Jesus, something becomes different! Scripture tells us if anyone is in Christ, he is a new creation. The old things have passed away, and the new things have come (2 corinthians 5:17) The grace we receive, and the hope we have in God's promises change us from the inside out! Our former way of life is transformed through a growing daily relationship with Jesus. We have more joy, more peace, more love, more hope, more truth, and life more abundant (John 10:10) This children's sabbath is designed to help children understand that getting to know Jesus every day changes us for the better. Its program walks families through three different stories of people who met Jesus, and were transformed by him. These stories are an encouraging reminder that Jesus helps us to be different. Day by day, moment by moment, children and their families can say YES to Jesus: YES I want to be healed by Jesus, YES I want to be forgiven by Jesus, and YES I want to share his message of hope with others.

Leader Tips

Allow the children to lead as much as possible.

Find "behind the scenes" things the quieter children can do.

Ask the Pathfinders and Adventurers to collect the offering—encourage them to come to church in their uniforms.

Have the children make a thank-you card for the pastor and his or her family and present it to them during the praise and worship time.

Try to have the kids memorize their parts—the program will flow much easier if they do.

After your event post pictures to the Children's Ministry Facebook page: Children's Ministries NAD

service

Welcome

Good morning everyone! Welcome to our children's sabbath program! We are so thankful that you are here! We pray that you will be blessed and encouraged as our children share their talents, gifts, and enthusiasm with you in our very special message today. Our key verse is found in 2 corinthians 5:17. It says "if anyone is in christ, he is a new creation. The old things passed away, behold, the new things have come!" Being in Christ is no ordinary experience. There is a BIG difference when we give our lives to him. Lets take some time to greet on another and share this promise together. Turn to your neighbor and say to them "Jesus makes the difference!" (play some music and give some time for greeting) Today we will discover several ways Jesus calls us to be different, and we will be reminded that knowing Jesus is a transforming, life changing, AMAZING experience... when we say YES to Jesus, we will never be the same.

Opening Skit: Now That's Different!

Props

- 1 extra large white shirt
- 2 extra large rainbow tie dye shirt
- 6 large paint bottles, each different colors

Note: you can use cheap Crayola washable tempera paints. As part of the skit, each child will be squirting some paint into a box. You can place a sheet on the floor if you want to prevent any splattering, or you can use empty paint containers and put water inside. If you don't have paint containers, you can use condiment bottles, and wrap them in construction paper for each color.

- 1 cardboard box with a large sign that says "BE DIFFERENT"

oct
02



Setup

Label each paint bottle with one label

“Love” – blue paint

“hope” – purple paint

“Joy” – yellow paint

“peace” – green paint

“truth” – orange paint

“Jesus” – red paint

Place the box on a table, setting the tie-dye shirt behind the box, out of sight from the audience.

Characters

7 children and 1 adult

Note - optional: You can have each child wear a plain colored shirt that coincides with the color paint bottle they are carrying. For example, if a child has the bottle labeled “Love”, they can wear a plain blue shirt.

Script

Adult- (Comes onstage wearing extra large white shirt over regular clothing, whistling casually. Adult stops, notices box and looks at it curiously) hmmm... Whats this? (walks around box inspecting it carefully and reads the sign) “Be Different” ... hmmm... I wonder what that means... (calls out) HEY, does anyone know what this sign on this box means?!

Child - (comes onstage wearing tie dye shirt) I do!

Adult – you do?

Child – I do! Take a look at my shirt! (spins around)

Adult—Wow! What a neat shirt! How did you get that shirt?

Child – That’s what the box is for.

Adult – it is? Well how does the box work?

Child – Its easy! Just take your shirt and put it in the box!

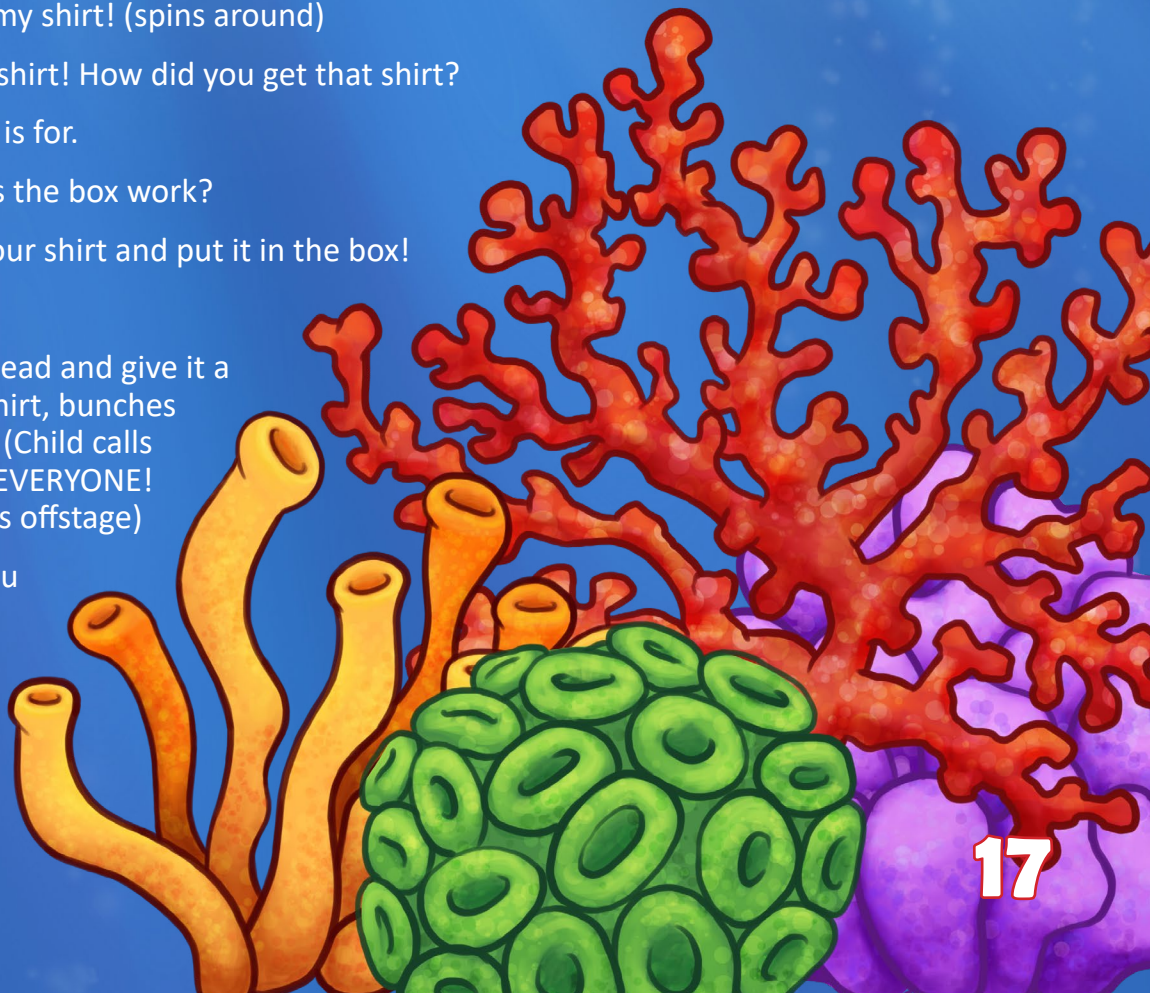
Adult – that’s it?

Child – yep! That’s it. Go ahead and give it a try! (adult takes off white shirt, bunches it up and places it in boxes) (Child calls out to the audience) OKAY EVERYONE! LETS GET TO WORK!!!! (runs offstage)

Adult – Wait! Where are you going? (scratches head) I wonder what that was all about

Child 2 – (comes onstage holding blue paint labeled “love”)

Adult – Who are you?



Child 2 – Hi! I'm here to share some love with you!

Adult – Love?

Child 2 – Yes! The bible tells us in 1 John 4:19 that we love because Jesus first loved us! That kind of love is UNCONDITIONAL (Squeezes blue paint into box, squeeze enough so the audience can see the blue coming out of the bottle. After child 2 squeezes paint child runs offstage with bottle)

Adult- Hey! Where are you going?! (looks into box and scratches head) hmmm... unconditional love? Wow that's different...

Child 3 (Comes onstage holding purple paint labeled "hope")

Adult – Who are you?

Child 3 – Hi! I'm here to share some hope with you!

Adult – Hope?

Child 3 – Yes! The bible tells us in 1st peter 1:3 that we have a LIVING HOPE in Jesus. That's a hope that stays with us always, because we know He loves us and has saved us. (Squeezes purple paint into box, swirling the paint around as it is squeezed. Squeeze enough so the audience can see the purple paint coming out of the bottle. After child 3 squeezes paint, child runs offstage with bottle)

Adult- WAIT!!!! Where did you go?! (scratches head and looks around... looks inside box) Hope huh? (picks up box and looks inside thoughtfully) not just any hope a LIVING HOPE... hmmm... that's really different. (continues to look inside box while child 4 comes onstage)

Child 4 – (comes onstage holding green paint labeled "peace". Adult doesn't notice, so child taps on adults shoulder)

Adult – WHOA!!! (notices child and puts box down) wait... who are you?!

Child 4 – Me? I'm here to give you some peace!

Adult – Peace?

Child 4- Yes! Jesus promised us in John 14:27 that he leaves us his peace. Peace not like the world gives... a peace that only God can give. We don't have to be troubled or afraid because his peace passes all understanding. (Squeezes green paint into box, swirling the paint around as it is squeezed. Squeeze enough so the audience can see the green paint coming out of the bottle. After child 4 squeezes paint, child runs offstage with bottle)

Adult – Wait come back!! Where are you going?! (shrugs shoulders) I guess s/he went with the others... lets see what we have here... (looks inside box) oh wow! Peace that passes all understanding? And hope and love? This is starting to look really different!

Child 5: (comes skipping onstage holding yellow paint labeled "Joy". When child gets to adult jumps up and down clapping shouting YAAAAAAAAY!!!! Adult joins in and shouts yay and claps too)

Adult – Yaaaaaaaay!!! Wait, (scratches head) what are we cheering for?

Child 5 – Because I'm here to give you some joy!!!! The bible tells us in Psalms 32 to "Rejoice in the LORD and be glad, to sing all who are upright in heart". We can be filled with JOY because we know Jesus!!! (Squeezes yellow paint into box, swirling the paint around as it is squeezed. Squeeze enough so the audience can see the yellow paint coming out of the bottle. After child 5



squeezes paint, child skips offstage with bottle)

Adult – Wait?! Where are you going? (waits a moment and looks into box again) hmmm... Joy! Rejoicing? Wow that's really really different! I like the way this is looking! I wonder what else will go into the box? (looks inside box carefully)

Child 6 - (comes onstage holding orange paint labeled "truth". When child gets to adult (looks inside box carefully too) Wow! you've got a lot of things inside your box!

Adult- I do! I'm really excited! I have love and peace and hope and joy! Its looking really different inside the box... don't you think? But... Who are you?

Child 6 – Well I'm here to add something else into the box! Its really important. I'm here to add truth!

Adult- Truth?

Child 6 – Yes, the Jesus tells us in John 8:31 and 32 that if we abide in God's word we can know the truth and the TRUTH WILL SET US FREE (Squeezes orange paint into box, swirling the paint around as it is squeezed. Squeeze enough so the audience can see the orange paint coming out of the bottle. After child 5 squeezes paint, walks offstage with bottle)

Adult: Wait!!! Where are you going????.... (waits a moment and looks inside box) Hmmm... I guess s/he is with the others... (looks closer in box) Wow! These are some really great things that were put into this box!!! and wow! Its beginning to look really really different in the box... And truth was added... and now its very different! But (thinking a moment) where are all of these really great things coming from? Where did Joy and peace and hope and love come from? Where did truth come from? How are all of these things inside the box?

Child 7– I can help you answer that! (comes onstage holding red paint labeled "Jesus")

Adult – Who are you?

Child 7 – I'm here to help answer your question. And to give you something. (gives bottle labeled Jesus to adult)

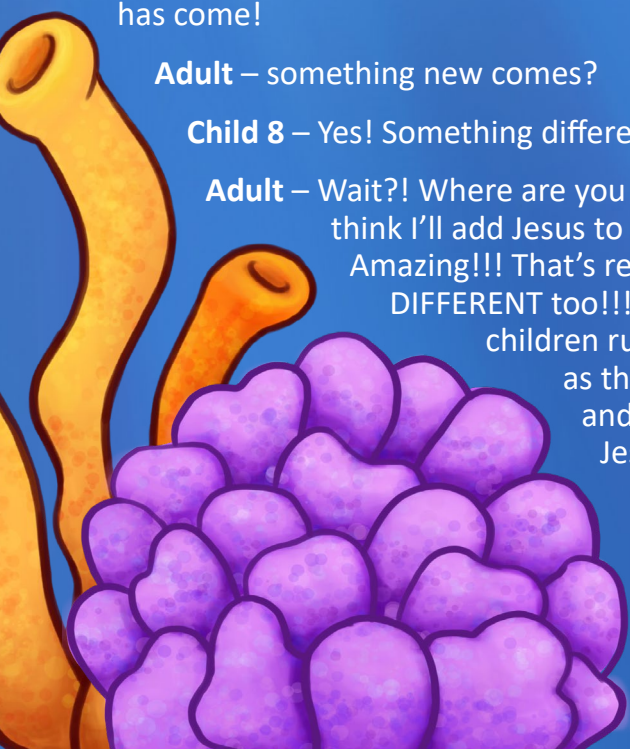
Adult – What's this? Jesus?

Child 7 – Yes! Jesus. He is the one that gives us peace, and love, and hope, and joy, and truth. He tells us in Galatians 3:26-27 that if anyone in Jesus (Christ) he is a new creation; the old has gone, the new has come!

Adult – something new comes?

Child 8 – Yes! Something different!! See for yourself!!! (walks offstage)

Adult – Wait?! Where are you going?! (Thinks a moment) hmmm.... What do I do? Hmmm... I think I'll add Jesus to the box. (adds red paint to box) WOW!!! (pulls out tie dye shirt) Amazing!!! That's really different. (excited and puts on tie dye shirt) Wow!!! I feel DIFFERENT too!!!... (calls to children offstage) Hey everyone come back!!! (all the children run onstage and stand in line Adult shows the shirt to each child as their color is called out) look at this!!!! I have love... and hope... and joy... and I have peace! And I have truth because of my friend Jesus. Wow!!! Thank you so much everyone. Hey look!!! (pulls out second tie die shirt) There's another one!!! (holds shirt up to audience) Would you like to be different too? (holds out shirt to the audience and skit ends)



Play Song: We Are Different

Scripture Reading

Supplies – 8 poster boards

Setup – label the posterboards with the following words

- 1 – therefore if anyone
- 2 – is in christ
- 3- he is a new creation
- 4 – the old things
- 5 – passed away
- 6- behold new things
- 7 – have come
- 8 - 2 Corinthians 5:17

Offering

ADRA: Every Child. Everywhere. In School! (print pg. 32)

Child: The ADRA mission project provides resources and supplies to *all* children in third-world countries to be able to go to school, to have fresh water to drink, to have enough food to eat and to have a safe home to live in. Look over the ADRA Mission projects and links provided where you can give your money to help children around the world!

Sermon Introduction

(come onstage holding tie dye shirt and the white shirt from the skit) Today in our skit we used a white shirt (**hold up white shirt**) and a tie dye shirt (**hold up tie dye shirt**) as a lesson about what it is like to be different when we choose to be a Christian. We are changed for the better from the inside out! This is because our friend Jesus has saved us and invites us to be with him every single day.

When we spend time with Jesus, we become more like him. This is why we have more love to give to one another without limits. This is why we have peace that stays with us even in hard times. This is

why we have hope in his promises. This is why we can stand in truth. This is why we have joy that fills us up! We definitely stand apart, because of these changes. Our bible verse of the day is a promise that reminds us of these good changes that come from knowing Jesus. Lets invite 8 children up so that we can read our Bible promise together.

(Choose 8 participants ahead of time and give each one a sign as they come onstage. Line each participant in the order of the bible verse) Now here's where we need your help! When a sign is held up, lets read that part of the verse out loud together. We'll do it a few times.. Ready? **(have each child hold up their sign one at a time. As each sign is held up, the audience reads the sign as a group. Do this two or three times)**

Being a new creation in Jesus is a beautiful, wonderful, amazingly awesome change! But you don't have to take my word for it. Today we are going to hear the stories of real people who met Jesus in person, and were made new in him. By hearing how Jesus helped them change, we can learn how Jesus helps change us too!

PART 1 – JESUS HEALS OUR WOUNDS

Supplies:

Bandaid printout (see pg. 33)

Crayons (put sets of crayons in sandwich baggies to hand out to families)

First aid kit with supplies or a play doctor kit

Note: any medical equipment can be used, either real supplies or play supplies. Choose 6 different items that would be recognized. Some items you may want to include are

- *Thermometer*
- *Stethoscope*
- *Band-aids*
- *Blood pressure cuff*
- *Gauze*
- *Ice pack*
- *Tongue depressor*
- *Ointment*

Song: We Are Called

SERMON PART 1 OPENING

Have you ever been to the doctor? We go see them when we don't feel well. They have all sorts of tools that help them care for their patients. **(hold up doctor kit)** I have a few of those tools here with me. Lets see if you can figure out the name of the tool, and what its used for.

(hold up stethoscope) What is this? _____ That's right! It's a stethoscope. Doctors use stethoscopes to hear a person's heartbeat.

(hold up gauze) What is this? _____ that's right! Its gauze. **(wrap gauze around arm)** Doctors use gauze to wrap up open wounds. This is called "dressing" the wound, and helps keep injuries clean while they heal.

(hold up bandaid) Your families probably have some of these in your home! What is this? _____ that's right! These are bandaids! We use them to cover up small scrapes. And sometimes we use **(hold up antibiotic ointment)** some ointment on our bandaids. **(place ointment on bandaid)** to help with the healing process and prevent infections.

(hold up thermometer) what's this? _____ That's right! It's a thermometer! Thermometers are used to take a person's temperature.

All of these tools, and more are used by many doctors when they are trying to figure out how to help people who are sick, or to treat people when they are hurt. When they figure out the problem, they will find a plan to help their patients feel better.

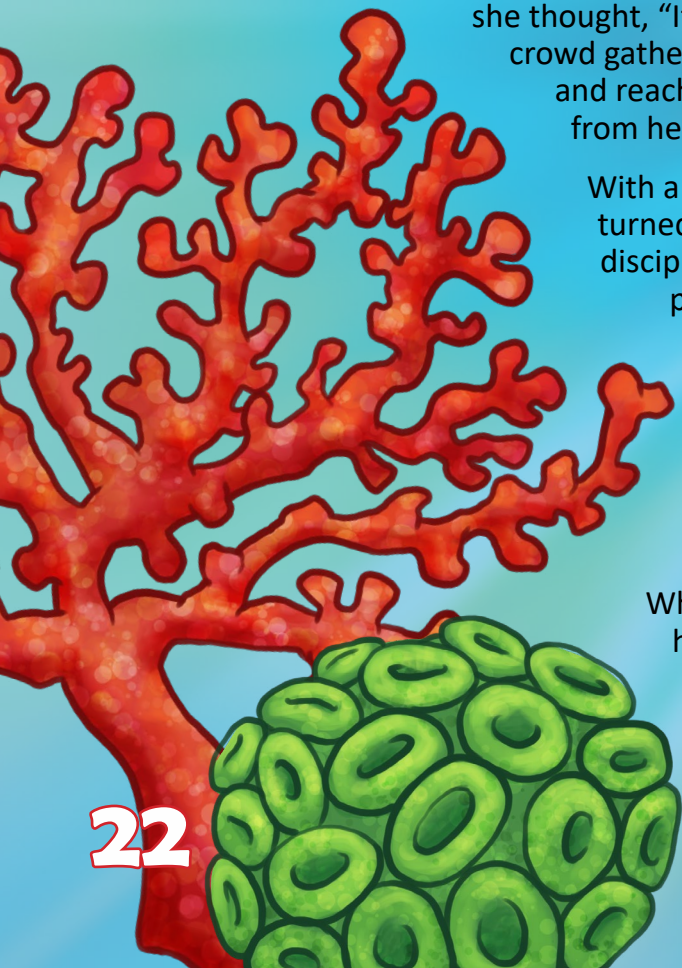
The woman in the story found in Mark 6:25-34 would have probably recognized some of these doctors tools too. The Bible tells us that she had her illness for 12 long years! She had been under the care of many many doctors. She spent all that she had. Instead of getting better, she grew worse. No one could help her feel better. No one, that is, until she met Jesus.

When she heard about Jesus, she had such faith that He could help her that she thought, "If I just touch his clothes, I can be healed." There was a large crowd gathered around Jesus that day. She came up behind the crowd, and reached for his cloak. IMMEDIATELY she was healed, and freed from her suffering.

With a thankful heart, she intended to leave quietly. But Jesus turned into the crowd and asked, "who touched me?" The disciples were confused... "Lord" they said, "there are many people crowding against you! How can you ask who touched me?" But Jesus continued to look to see who had done it.

The woman knew she had to answer Jesus' question. She came forward, and told him everything that happened. Jesus' warm response to her was "daughter, your faith has healed you. Go in peace. Be freed from your suffering."

When this woman met Jesus, she became different. She was healed from her suffering and pain. She reached out to touch the hem of Jesus' cloak, and when she touched him, it was different than the touch of the crowd. Her touch was a simple act of faith. I imagine she was asking, and believing that Jesus could heal her, and her faith was honored. Jesus helps heal us too!



Activity: Bandaid Prayer

SERMON PART 1 ENDING

(Hand out bandaid cutouts and crayons) Just like the woman in the story reached out to Jesus, we are able to reach out through prayer. When we feel sad, angry, or hurt.... when we are going through something that is very hard, we can talk to Jesus and ask for help. That's what these bandaids are for. Today we are going to take some time to talk to Jesus about where we need healing. You can write your prayer on your bandaid, and you can color your bandaid however you'd like. As you color your bandaid, remember this prayer

"Jesus, I ask you to see and hear what I've written on my bandaid today. Please heal me where I need to be healed. Thank you for healing my hurt, and helping me to be different. I love you and trust you. Amen."

(play some quiet music in the background and give families time to write and color their bandaids. If you have time, you can have families share in their family circles quietly what they have written on their bandaids. They can pray together as a family after they share)

PART 2 – JESUS FORGIVES US

Supplies:

Pipe cleaners: two for each person

5 children (have the smallest child be the one to be carried in the story)

1 sturdy blanket (4 children will be carrying 1 small child on a mat to act out the story)

Play Song: Forgive

SERMON PART 2 OPENING

Our next story is about a group of people who helped their friend meet Jesus in a very unusual way! In Mark 2:1-12, we find Jesus teaching in the town of Capernaum. Jesus was teaching in a local home. There were SO MANY people that they filled up the house and even went outside the door. These four men had a friend who was not able to walk. They knew that they needed to get their friend to Jesus, so they carried their friend on a mat to the house. **(have four children carefully carry fifth child on blanket and place him or her down in the middle of the stage all the presenter should continue the story while the children act this out)** But there was a problem! They couldn't get through the door. They didn't let that stop them! They had such faith that they went to the rooftop, cut open a hole, and lowered him down. **(by now the child should be sitting on the blanket on the floor and the other 4 children should have left)**

When Jesus saw their faith, he told the paralyzed man, “Son, your sins are forgiven”. Jesus knew what was on this man’s heart and mind. He knew that he needed forgiveness. That’s why he told the man he was forgiven. Jesus also knew that some of the teachers of the law were thinking to themselves Jesus didn’t have the power to forgive sins.

Jesus challenged their thinking. He told them “why are you thinking these things? What is easier to say to this paralyzed man, your sins are forgiven or to say get up and take your mat and walk? But I want you to know that the Son of Man has authority on earth to forgive sins... Then he said to the man “I tell you, get up and take your mat and go home” (**child gets up and walks offstage**) The man got up, took his mat and walked out in full view of everyone. This amazed everyone, and they praised God!

SERMON
PART 2 ENDING

Activity: Pipe Cleaner People

(hand out pipe cleaners, give two to each family) This man who was paralyzed became different when he met Jesus. He became different in two ways. He was healed, just like the woman in our first story. But more important than that, Jesus forgave this man’s sins, even before he healed this man’s body. Jesus has the authority to forgive our sins too. His forgiveness is very different. When we ask him for forgiveness for the things we have done wrong, it’s as if they never happened. We don’t need to do anything to receive that forgiveness, because Jesus already took care of the consequences himself.

All we need to do is ask in faith.

But his forgiveness goes even farther than just us. The Bible tells us in Ephesians 4:32 that we are to be kind and compassionate to one another, forgiving each other just as Jesus forgave us.

This man’s friends were kind and compassionate as they carried him to Jesus. Today we will practice being kind and compassionate, choosing to forgive just as Jesus has forgiven us. You’ve been given two pipecleaners. Out of these pipecleaners, form a person (**demonstrate how to make a pipe cleaner person**) As you make your person, take a moment to think of someone you’d like to forgive, or something you’d like to ask forgiveness for. This person that you form, represents that forgiveness. If you’d like, you can talk to one another in your family about your people. Talk to Jesus about your forgiveness. Then take your person and place it on the mat at the front. (**play some soft music and allow some time for families to participate**)

It’s easy to stay angry when someone has done something wrong to us, or to want to return the wrong. But Jesus asks us to be different. He asks us to forgive. Each time we forgive, we are reminded just how much Jesus loves us when he forgives us.

PART 3 – JESUS CALLS US

Supplies

2 pretend fishing poles

2 dowel stick poles with yarn attached. Tie a magnet to the other sides of the yarn.

10-20 extra fish (any color and size, cut out from paper. Place large paper clips on the fish)



Cut out fish from construction paper ahead of time or use the printouts provided you will need:

- 1 red fish
- 2 green fish
- 4 blue fish
- 8 yellow fish

Note: the point of the illustration is to demonstrate how the gospel spread exponentially, using the story of fishermen as a focal point. If you have a larger congregation, you can cut out 16 fish of a different color, and 32 fish of another color. You can also get a fishnet and hang it on a wall in a visible place on your stage for families to hang their fish, or you can use Velcro, magnet, or tape to hang the fish on the walls. Use your resources and consider the space you have as well as the amount of participants you want involved. Hand your colored fish out ahead of time to random people in your congregation. You should have 15 fish handed out if you are doing the short version of the illustration. Remember to adapt the illustration to your setting and congregation size.

Song: I have Decided to follow Jesus

SERMON PART 3 OPENING

Our next story is about four unlikely leaders who met Jesus on their boats. This story is found in Matthew 4:18-22. Jesus was walking beside the sea of Galilee and he saw two brothers, Simon who was called Peter and his brother Andrew. They were casting a net into the lake. Lets call up two fishermen to see how many fish they can catch today. ***(Invite 2 volunteers up and scatter the fish and have them try to pick up as many fish as they can in 15 or 30 seconds. the magnets should pick up the fish by the paperclips attached to the yarn)*** We will give you ***(15 or 30 seconds)*** to try to catch as many fish as you can. ***(set timer on screen and count fish as they are caught. You can also do this activity with more than 2 children at a time, or do the activity twice with four volunteers. Adapt it to your church's size and needs)*** Great job! As you can see, being a fisherman is not an easy job. These men worked very hard, in the hot sun all day casting nets into the sea. They were tradesmen who had learned their work from their fathers and forefathers before them.

Jesus had a different trade in mind for these men. When Jesus saw Peter and Andrew casting their nets he told them “come follow me, and I will send you out to fish for people.” He gave the same invitation to another two brothers on the sea that day, James and his brother John. All of them, without hesitation left their boats and followed him.

For the rest of the time Jesus was on this earth, these four men and eight others with them followed in his footsteps. 12 disciples all together were called from different walks of life to be with him. They walked with him, talked with him, watched him heal the sick, cast out demons, teach to crowds of people, and spread a message of hope. As they spent time with Jesus, they become more like him. Over time, they came to understand Jesus' message of hope.

John 3:16 explains this message, that God so loved the world that he gave his one and only son Jesus. And that whoever believes in him will not die, but will have everlasting life. God had sent his son, not to condemn the world, but to save the world through him. Jesus came to save us. He came to heal us, and to forgive us. He came to give us hope. He came to make us different.

Jesus died on the cross to take the consequences for our sins. He came back to life again and left his disciples a promise and a calling. In Matthew 28:19-20 Jesus tells his disciples "go make disciples of all nations, baptizing them in the name of the Father and the Son and the Holy Spirit, and teach them to obey everything I have commanded you." Then he promises them, "surely I am with you always, to the very end of the age". This promise always stayed with his disciples, and they continued to spread his message after he went back to heaven. They devoted their lives to sharing the gospel, and the gospel is still spreading hope to this day!

SERMON PART 3
ENDING

Activity: Do the Math

When we choose to follow Jesus, we are also called to the same invitation Jesus gave his disciples. We are called to share his message of hope. That message can spread far and wide! Lets see how quickly it can spread. It begins with one person. Lets have the person with the red fish come place their fish on our wall **(or net if you have one hanging) (have the person with the red fish come and place their fish)** Now lets see what happens with this person goes and tells another person about Jesus... can the people with the green fish come place their fish on our wall/net? **(have the people with the green fish place their fish)** Now we have two disciples. What happens when these two people each tell one new person about Jesus? Can we have the helpers with the blue fish come place their fish on our wall/net? **(have the people with the blue fish place their fish)** Now we have 4 people who have heard the gospel. What happens when these 4 people each tell one new person about Jesus? Can our helpers with the yellow fish come place the fish on our wall/net? **(have the people with the yellow fish place their fish)** now we have 8 people who have heard the gospel! **(if you have more fish, continue this exercise until you run out. You can also do the math as a group. What happens when these 8 people each tell one person- that's 16... that's 32... that's 64... that's 128... that's 256... that's 512. And it could go on and on!)** Jesus' message was meant to grow. That's what it means to fish for people! As we tell others, they will tell others and the gospel will go far and wide. The Bible tells us it will go from our homes, to our towns, to our cities, and to the ENTIRE WORLD! Wow! What an amazing Calling. WE can choose to follow Jesus and spread his message too, just like the disciples.

Call to Commitment

Note: the presenter can come onstage wearing the tie dye shirt from the opening skit to illustrate the closing point. They can also opt to hold the shirt up as a visual instead of wearing it.

People hear the gospel and become disciples because of the difference God makes in their lives. Just as the disciples spent time with Jesus every day, we can spend time with him every day. We can read about him in the Bible, and we can talk to him when we pray. As we spend time with Jesus we are changed for the better. We become more like him. We have more love to give, more peace, more joy, and more hope. We are able to stand in truth. And we are called to tell others about that truth. Remember today the stories of how Jesus healed the woman who was sick, and be reminded that Jesus can heal you. Remember the story of the man who was brought to Jesus by his friends and was forgiven, and be reminded that Jesus can forgive you. Remember how Jesus called ordinary people to spread an extraordinary message and be reminded that Jesus has called you. Remember that you can say YES to Jesus. You can choose to be different and YOU can be changed for the better too. **(Say a closing prayer)**

Closing Song: I Will Follow You

(Can be played during closing activity or just after)

Closing Prayer

Pastor

Invitation to Lunch

Optional Pastor's sermon

CALLLED TO BE DIFFERENT
2 CORINTHIANS 5:17

NAD CHILDREN'S
SABBATH

outline

Hi Pastor! Thank you for showing your church family the importance of involving children in the church service. The following sermon is just an option. Please work with your Children's Ministry Coordinator to see where you can fit the different pieces of the Children's Sabbath material into your sermon.

Intro Statement

We live in a world where everyone wants to be different than everybody else but in reality, everyone is doing the same thing. As His children we are called to be different than what the world expects. It doesn't mean we have to be weird different, but rather share kindness, be loving, be generous, and care for others. He has called all kids to be different! In order for this to happen, we must become new in Christ! It means that we have to let Jesus change who we are into who He needs us to be.

Opening Text

If possible, have children prepared to read or memorize and quote many if not all of the texts.

We are called to be different in a world where everyone is the same, we must be born again! But what is that?

- John 3:1-8 (NIV) Now there was a Pharisee, a man named Nicodemus who was a member of the Jewish ruling council. He came to Jesus at night and said, "Rabbi, we know that you are a teacher who has come from God. For no one could perform the signs you are doing if God were not with him. "Jesus replied, "Very truly I tell you, no one can see the kingdom of God unless they are born again." "How can someone be born when they are old?" Nicodemus asked. "Surely they cannot enter a second time into their mother's womb to be born!" Jesus answered, "Very truly I tell you, no one can enter the kingdom of God unless they are born of water and the Spirit. Flesh gives birth to flesh, but the Spirit gives birth to spirit.
- We cannot go back into our mommy where we came from, Jesus was talking about changing who we are not our bodies. He was talking about giving our lives to Him and being baptized because it is like being born again.
- 2 Corinthians 5:15 (NRSV) says, "And (Jesus) died for all, so that those who live might live no longer for themselves, but for him who died and was raised for them."
- Accepting Jesus means accepting He died for us so we can be forgiven of our sins and live a life of service for others.
- Colossians 3:9 (NRSV) Do not lie to one another, seeing that you have stripped off the old self with its practices and have clothed yourselves with the new self, which is being renewed in knowledge according to the image of its creator.
- When we decide to live for Jesus what we did in the past does not matter, only what we do from then on because we have asked Jesus to change us from the inside out.
- Therefore, we do not lose heart. Though outwardly we are wasting away, yet inwardly we are being renewed.
- 2 Corinthians 4:16-17 Therefore we do not lose heart. Though outwardly we are wasting away, yet inwardly we are being renewed day by day. For our light and momentary troubles are achieving for us an eternal glory that far outweighs them all.
- Romans 12:2 (NIV) Do not conform to the pattern of this world but be transformed by the renewing of your mind. Then you will be able to test and approve what God's will is – His good, pleasing and perfect will
- 1 Peter 2:9 But you are a chosen people, a royal priesthood, a holy nation, God's special possession, that you may declare the praises of Him who called you out of darkness into His wonderful light.



Jesus has called you to be different! The story of Saul who later became Paul

In the Bible we hear about a man named Saul who did everything he could to stop those who followed Jesus. He saw them as the followers of Jesus as the enemies of God and put them in jail or killed them.

He was given a task by the religious leaders of his time; he was to go to Damascus and arrest these enemies of God.

This story shows us how Jesus can transform a wicked person and call them to be different and serve Him.

On his way to Damascus, Saul was struck by a blinding light that knocked him straight to the ground! He heard a voice tell him "Saul, Saul, why are you doing things against me?"

Jesus told Saul to go into the city to where he would be told what he should do. Saul got up but could not see where he was going so his helpers had to help him.

Jesus let a man named Ananias that Saul would visit him. But Ananias was afraid because he had heard all the things Saul had done to those who followed Jesus.

Ananias obeyed Jesus so he found Saul and laid his hands on him. Saul was filled with the Holy Spirit and something like scales fell from his eyes, and he was able to see. Then Ananias baptized Saul and was transformed, and his new name became Paul.

2 Corinthians 5:17 says "If anyone belongs to Christ, then he is made new. The old things have gone; everything is made new!"

You see Jesus has called you to be different! To change who you are and become new in Jesus! God has promised that he will give each on a new heart when we give it to Him.

Illustration to bring the message home


You will need these supplies:

Clear 1 liter bottle, 2 cup measuring cup, Hydrogen peroxide, orange dish soap or any dish soap, warm water, dry yeast, food coloring (optional).

Closing

Mix the hydrogen peroxide and dish soap in the bottle, mix the warm water and dry yeast in the measuring cup.

What happens when we decide to follow Jesus? When we give our heart to Him and decide to give our hearts to him for the rest of our life. What happens on the inside? I have some something cool to show you. (Pour the measuring liquid into the clear 1-liter bottle). Let's see what happens when we pour this into the bottle. This is like when the holy spirit comes into our life, there is a big reaction that is going on behind the scenes that we don't see it sometimes. But all of a sudden it comes pouring out of us. Jesus comes into our lives, and He is doing things! Sometimes we can't see it sometimes we can, but it suddenly starts coming out. He changes us from the inside out! There are things that come out of your life that others get to see life the fruit of the spirit that Galatians talks about. This is like what the Holy Spirit does when he comes into our lives just overflows with the things that He brings. Jesus changes us from the inside out. Boys and girls, you may have decided to already give your life to Jesus a long time ago. But you may think there are things in my life that need to be changed and I need Jesus to change my heart. You can always ask Him to change what is not great and you need Him to change your heart. Let me pray for you!



WATER FOR EVERYONE



EQUIP A SCHOOL




FEED HUNGRY CHILDREN



GOATS



KIDS GIFT: ORPHANS









Instructions

Cut out these cards and hand them out one per day. A free, downloadable coloring sheet is made available for you with every donation to a project. A special treat for your kids!



BANDAIDS FOR PRAYER ACTIVITY: "JESUS HEALS OUR WOUNDS"

Cut bandaids apart ahead of time. Give a bandaid to each person, and a pack of crayons to each family when it is time for the activity.



Helping kids
SAY
YES
TO JESUS!

**CHILDREN'S
MINISTRIES**

BROUGHT TO YOU BY
Children's Ministries
North American Division
of Seventh-day Adventists